

ABLE2EXTRACT PROFESSIONAL KEYBOARD SHORTCUTS






Features

 +  Create PDF...



 +  Convert to Excel...

 +  +  Save Custom Excel Template

 +  +  +  Save Custom Excel Template As...

 +  +  Load Custom Excel Template...



 +  Convert to CSV...



 +  Convert to Word - Standard...

 +  Convert to HTML...

 +  Convert to AutoCAD...

 +  Convert to Text...

 +  Convert to Images...



 +  Batch Conversion (Convert Mode)

File Management

 +  Open...



 +  Save

 +  +  Save As...



 +  Close (Active Document/Tab)

 +  Print...



System

 +  Convert / Edit Mode

 +  +  Page Setup...


 +  Exit / Quit (Able2Extract)



Utilities


 +  Copy

 +  +  Take Snapshot

 +  Search Text...

 Search Next

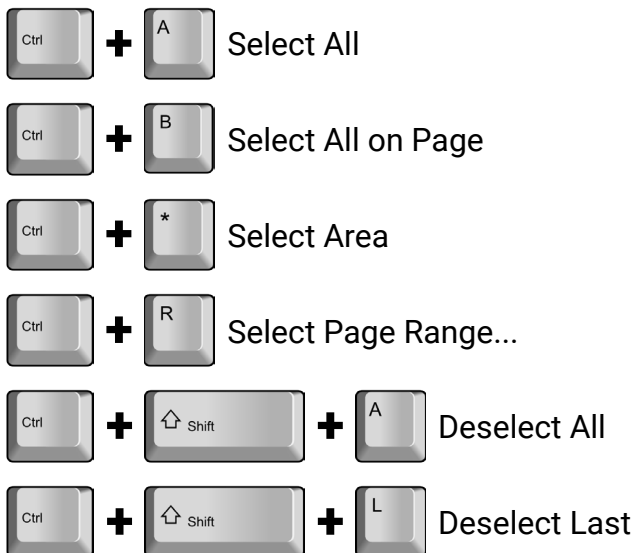
 +  Undo

 +  Redo

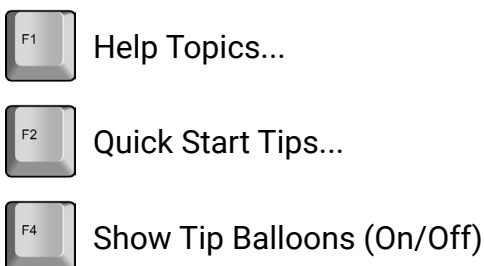
ABLE2EXTRACT PROFESSIONAL KEYBOARD SHORTCUTS



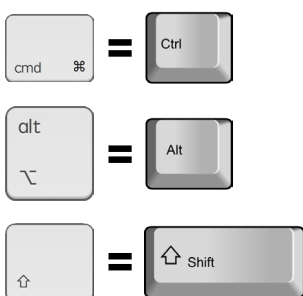
Selection



Help



MacOS Keyboard Equivalents




Note

Ctrl / Command + V shortcut will open up the Batch conversion window when Conversion mode is active.

However, in Edit mode, the shortcut can be used to Paste content.

Navigation / Zoom



Additional MacOS Information

Command + H on Mac will Hide Able2Extract Pro (no shortcut for PDF to HTML conversion)

Command + Alt/Option + H on Mac will Hide Others (running applications)

Double tap Fn key on Mac to Start Dictation...