

Able2Extract Mobile on iOS

Quick Start Guide

How to Import the File You Want to Convert

You can choose to convert PDF files that are:

1. Attached to an email.
2. Stored by any other application installed on your device.

Once you locate your file, follow the steps below to convert your PDF file.

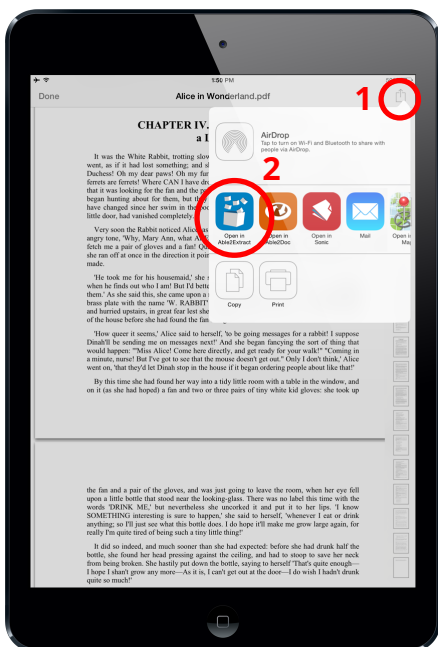
Converting Your Files

1. Open Your File

Choose to open the PDF with the Able2Extract app. There are two ways to do this:

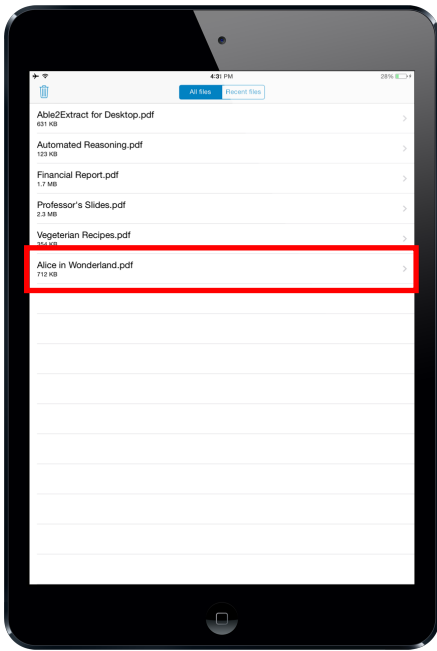


a) If you are converting a file that is located in an email, you can send it to Able2Extract by long-pressing the file.




b) If you are sending it from another app – like your Dropbox app, for example – tap on the Share button and then choose to open the file in Able2Extract.

2. Convert Your PDF



The PDF will now appear on the Able2Extract app's file list. Tap on it to continue.

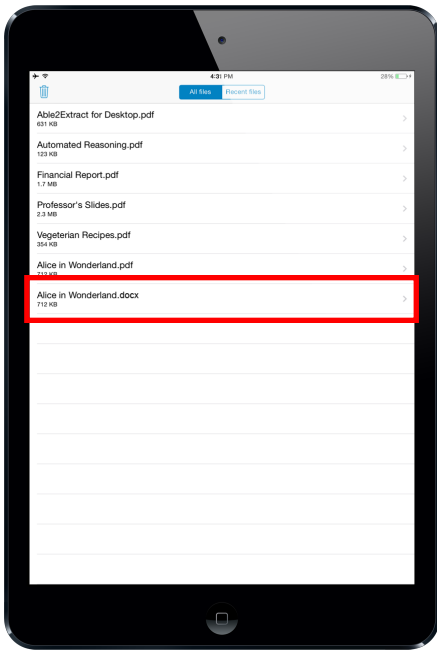


Once Able2Extract has opened the PDF, choose your conversion type at the bottom of the screen (Word, Excel or PowerPoint).

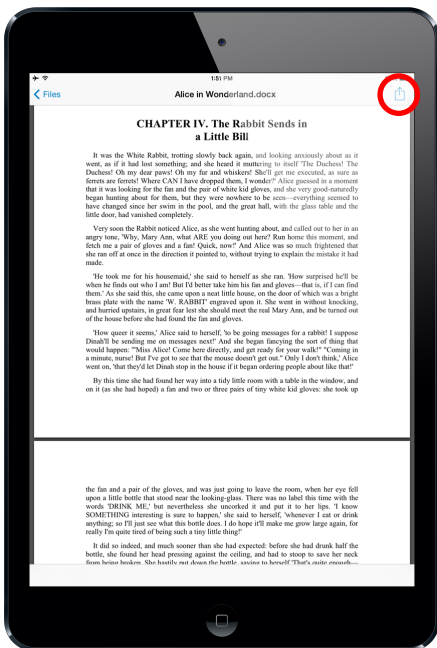


Once the conversion has started, you are free to use other applications. Able2Extract will notify you once the file has been converted.

3. Retrieve and Share Your Converted File



Once the PDF conversion process is done, your newly created document will be located in the Able2Extract file list.



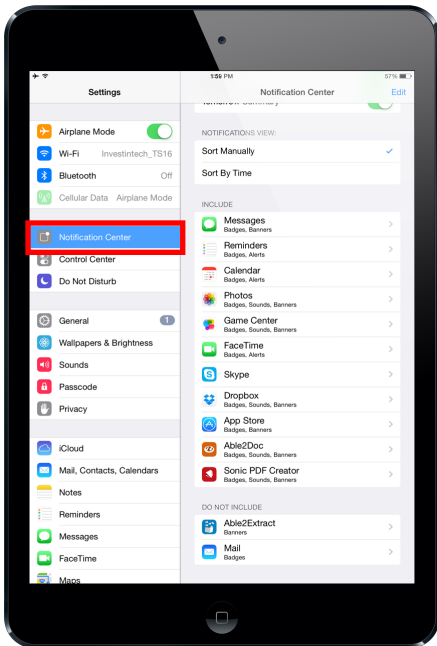
To send your file to another app, tap the file to open it, then press the Share button and then select the app you want to share the file with.

Important: Notifications on your mobile device must be turned on for the app in order to get your converted files.

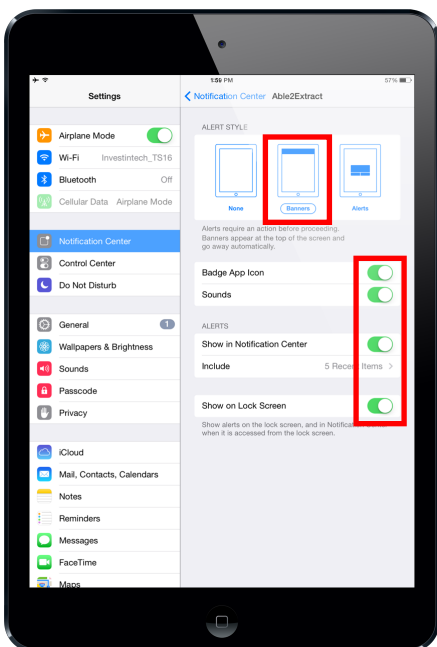
Here is how to turn the notifications on:



Close the app



Go to Settings > Notification Center



Find Able2Extract, and switch all notifications to "On"

Brief Background

Able2Extract Mobile provides accurate and high quality conversions on any device running iOS. Easily convert PDF files to editable Microsoft Office documents right from your iOS phone or iPad.

Requirements

WiFi connection or Data Plan is required, because files are being sent to our servers where they are being processed, and once the conversion is over, the result is downloaded on your device.

E-mail Support

Need help with your mobile conversion? We're here to help! You can send us an email at mobilesupport@investintech.com. We'll do what we can to get your conversions working.